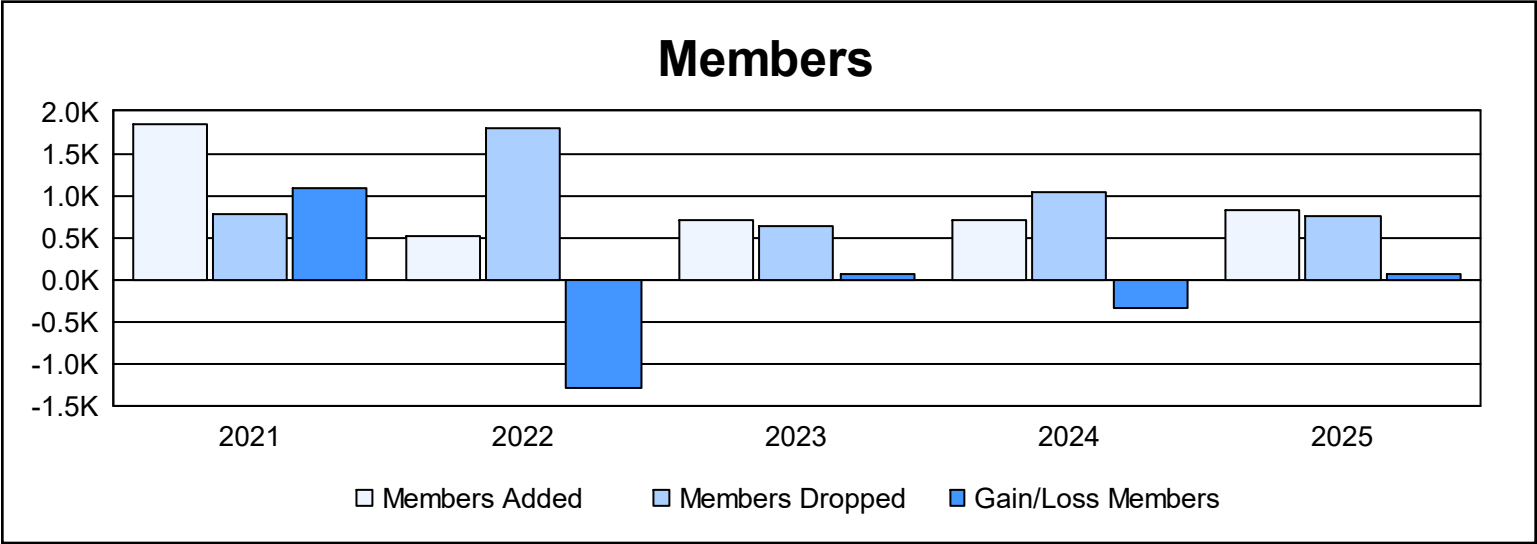
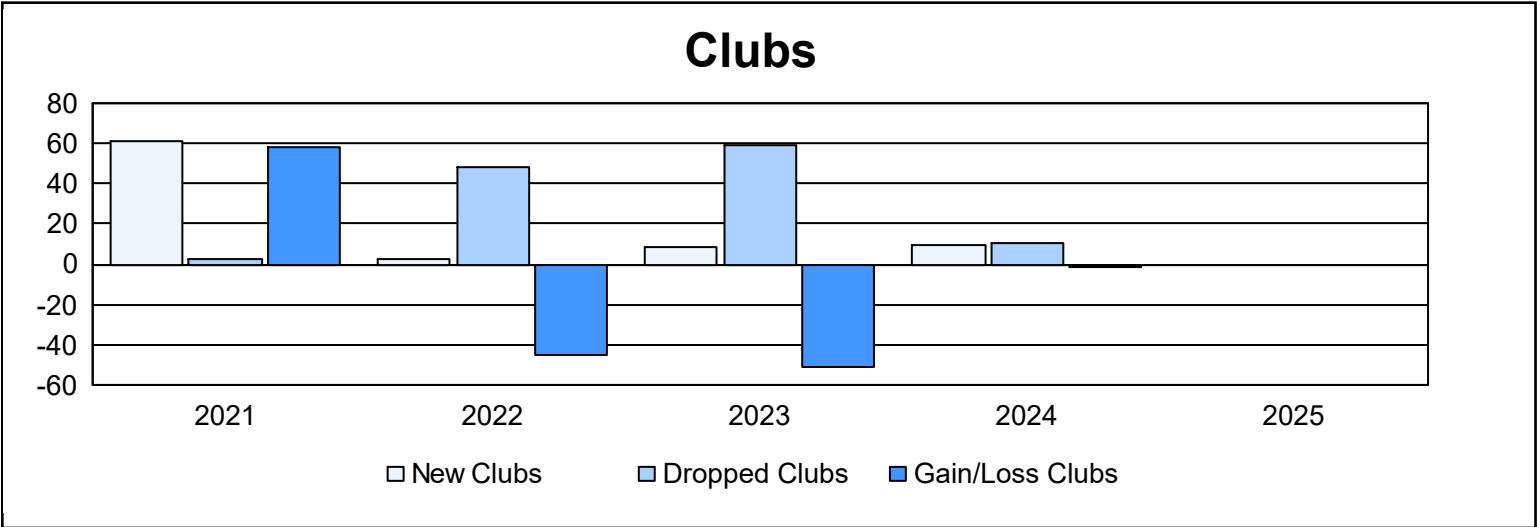
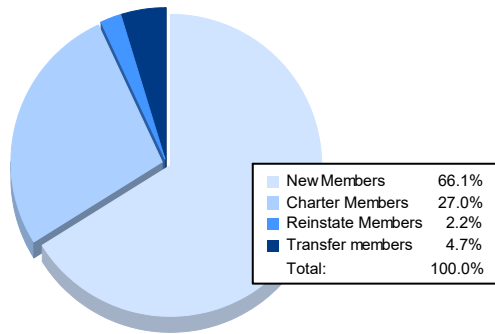


Year	New Clubs	Dropped Clubs	Gain/ Loss Clubs	New Members	Charter Members	Reinstate Members	Transfer Members	Total Member Added	Total Members Dropped	Gain/ Loss Members
2020-2021	61	3	58	485	1,346	20	3	1,854	778	1,076
2021-2022	3	48	-45	359	119	9	19	506	1,801	-1,295
2022-2023	8	59	-51	302	293	33	72	700	636	64
2023-2024	9	10	-1	447	200	29	34	710	1,040	-330
2024-2025				545	223	18	39	825	753	72
Average	20	30	-10	428	436	22	33	919	1,002	-83



### Membership Composition June 2025 Cumulative



### Gender Composition June 2025 Cumulative

